

上海市锦天城律师事务所
关于上海卓然工程技术股份有限公司
2022 年度向特定对象发行 A 股股票的

法律意见书




地址：上海市浦东新区银城中路 501 号上海中心大厦 11/12 层

电话：021-20511000 传真：021-20511999

邮编：200120

目 录

.....	1
.....	3
.....	5
.....	5
.....	5
.....	6
.....	



上海市锦天城律师事务所
关于上海卓然工程技术股份有限公司
2022 年度向特定对象发行 A 股股票的法律意见书

A

声明事项

2022

A



12

12

引 言

1999
501 11 12

Bird&Brid LLP

13101201210792239

3

13101201210443471

2012

3

12

450

--	--	--

正文

2022 11 7

2022 11 8

2022

2022 11 23

2022

2022

2002 7 29

3101011023180

2021 6 17

2021 39

2021 7 27

[2021]2498

50,666,667

1.00

A

2021 9 6

91310000741614843Q

1	2022		
2022		A	
			A
	80%		1.00
2	2022		
3	2022		
			A
1	2022		

2

3 2022

13.57 /

20

80%

4 2022

3

5

1

2

3

1

2

3

4

5

6



6,000

29.61%

6,0

00

29.61%

108.80

0.54%



1

30.14%

7

3

2

17

5%

17

3

17

5%

5%

1

17,620,130

8.69%

5%



2022 9 30





2022

XYZH/2022SHAA2F0001

2022 9 30

[2007]500

1,000

10%

(本页无正文,系《上海市锦天城律师事务所关于上海卓然工程技术股份有限公司2022年度向特定对象发行A股股票的法律意见书》之签署页)



上海市锦天城律师事务所

负责人: _____

顾耘

经办律师: _____

王立

经办律师: _____

杨继伟

经办律师: _____

上海市锦天城律师事务所
关于上海卓然工程技术股份有限公司
2022 年度向特定对象发行 A 股股票的

补充法律意见书（一）（修订稿）



.....	1
.....	4
.....	4
.....	19
.....	32
.....	32
.....	32
.....	32
.....	35
.....	35
.....	35
.....	35
.....	35
.....	35
.....	38
.....	48
.....	72
.....	73
.....	73
.....	74
.....	74
.....	74
.....	75
.....	75
.....	75
.....	77

上海市锦天城律师事务所
关于上海卓然工程技术股份有限公司
2022 年度向特定对象发行 A 股股票的
补充法律意见书（一）（修订稿）

案号：01F20225168

A
2023 3 3
2022 A
2022 A
2023 3 24
2023 62
2022 10 1
2022 12 31
2023 4 28
2022 A

2022

A

1 IPO 85,671.31
 27,704.65 32% 2
 2021 9 1 2022 11 7
 3 41,252.80
 2022
 4 13.57 /
 22.90 /
 1
 2
 3
 4
 5
 < >
 18
 6 6-9 1 4
 < >

18

5

1

1

2022

XYZH/2023SHAA2F0011

2022 12 31

					%	
1			50,150.00	16,980.00	33.86	2024 3
2			10,800.00	3,324.65	30.78	2024 9
3			15,527.92	9,865.00	63.53	2025 3
			76,477.92	30,169.65	39.45	--

1

50,150.00

2.5

6

2023 5

34.24%

2024 3

2

10,800.00

3

2023 5

31.90%

6

2024 9

3

15,527.92

2.5

2023 5

77.29%

2025 3

2

1

2021

3,600 /

2,000 /

1,600 /

500



Technip FMC plc

2

<

>

18

18

2022

XYZH/2023SHAA2F0011

2022 12 31

XYZH/2021SHAA20272

IPO

2021 9 1

2022 11 7

6

3

41,252.80

69,374.33

41,252.80

1

41,252.80

2022

1		9,253.00	2022 9,253

2		12,000.00	
3		20,000.00	20,000

1

2022 2022 10 2.45

2023 4 20

2023 4 22 2022

2023 6 6

2022 2022 2023 6

26 2022 6,000

108.80

1,496.6560

9,253

2


12,000

3

20,000

2

,



3

20,000

	20,000.00
	8%
	3

20,000.00



1

1

1

2

1

2

3

2

A

A

2

2022

1

1

2022

7-3-16

XYZH/2023SHAA2F0011

2

3

IPO

4

5

6

2022

2022

2022

7

8

9

10

11

12

13

14

15

16

17

6 6-9

18

2

1

18

2

6-9

3

6 6-9

4

	1		12,199.16
10,658.89	1,758.42	12,725.36	
	2 2022	1-9	7
	9.43	3 INNOVAREKTI	2016

4

2021 2 4

6 6-1

1

2

6 6-2

1

		2022	2021	2020	
		9.43	-	340.17	2020 1

		2022	2021	2020	
					2
	/	14,835.20	562.81	7,031.74	JIT
					2021 2022
					1 2022 7
					2
					A2
					2022
					3#300
					20 /
		-	49.90	124.53	
	/	14,844.63	612.71	7,496.44	

2

1

1

			2022	2021	2020
			564.85	1,138.97	1,565.62
		/ /	3,743.36	6.64	1,580.79
			-	0.10	3.20
			-	-	12.84
	/	/	4,308.21	1,145.71	3,162.45

3,162.45 1,145.71 4,308.21
0.93% 0.41% 1.83%

2

		2022	2021	2020
	/	9.43	-	340.17
	/	14,835.20	562.81	7,031.74
		-	49.90	124.53
	/	14,844.63	612.71	7,496.44

3

1

			/		/
			6.00		6.00-7.50
			2.00		2.00
			1.00		1.05-1.08
			3.00		3.50
	1,562.01		3.00		3.00-3.50
			4.00		3.50-4.50
			3.00		3.50
			3.00		3.50
	1,707.44	/	0.08-0.09		0.08-0.10
	3,269.45	/	/	/	/
	100.00%	/	/	/	/

2

		340.17	322.22-394.87
7		9.43	9.92
		349.60	/
		100.00%	/

3

			/		/
	1.00	114.24	114.24		107.95-125.67
	2.00	112.17	56.08		54.04-61.69
	1.00	101.68	101.68		96.80-111.85
1	6.00	474.28	79.05		75.13-86.95
	2.00	188.79	94.39		90.38-103.83
	1.00	171.99	171.99		164.27-189.19
	2.00	168.84	84.42		80.11-92.86
2	2.00	258.42	129.21		122.22-142.13
	30.00	1,955.86	65.20		61.56-71.71
	5.00	696.01	139.20		

			/		/
	4.00	2,211.51	552.88		544.59-594.69
	2.00	1,540.96	770.48		762.71-779.76
	2.00	1,415.93	707.96		752.21-774.34
	2.00	764.25	382.13		390.04-394.33
	2.00	678.23	339.12		355.91-356.12
	2.00	418.15	209.08		218.21-220.45
	6.00	1,158.92	193.15		203.5-204.21
	2.00	97.32	48.66		50.87-52.71
	4.00	131.34	32.84		33.92-37.67
	/	18,370.88	/	/	/
	/	82.15%	/	/	/

			/		/
	1.00	48.67	48.67		46.02-52.74
	3.00	438.05	146.02		154.87-157.96
	/	4,266.15	/	/	/
	/	80.03%	/	/	/

5

ö

	2022	2021	2020
--	------	------	------

2

1

1		2020	2020
2			2017 2018 2019 2020 1-9
3		2021	2021

2020

2019

2020

2020

2021

2020

2021

2020

2021

2020

2021

2020

2 2022

2022 4 27

2022 6 20 2021

2022

2022

--

2022

2022

2

2020

2022 4 29

<http://www.sse.com.cn/disclosure/listedinfo/announcement/>

2022

2022-014 2022 2021

2023 4 22

2022

3

1

1

2

3

4

5

[2023] 01-461

6

2020 BJU2033

7

8

2

1

2

3

4

5

6

6 6-2

2 2022

3 2022

A

1 2022

2

3 2022

13.57 /

80%

4 2022

3

5

1



2

3

1

2

3

4

5

6

5%

8.34%

2023 3 31
16,895,130

5%

1

				/	/
1				3105930298	2017-08-15/
2				04040453	2022-09-09/ --
3				3212963127	2015-03-10/
4				03375022	2022-02-18/ --
5				3212968206	2017-10-27/
6				03375032	2022-02-25/ --

2

						/
1				D2316269 64		2020-01-19/ 2024-12-04
2				JZ [2020]070 310		2020-09-03/ 2023-09-02
3				TS2132M 14-2025	A 1 2	2022-09-30/ 2025-11-27
4				TS2232C 17-2025	(A2)	2022-05-27/ 2025-03-23

						/
5				TS273232 8-2026	B2	2022-09-22/ 2026-09-21
6				TS1232M 10-2025		2022-11-23 /2025-11-22
7				TS1831F8 0-2026	(GC1) GC1 GC2	2022-08-05/ 2026-08-04
8				A2310338 28		2021-07-26/ 2026-07-26
9				A2320489 73		2018-12-12/ 2023-12-12
10				01154	[] []	2021-05-14/ 2024-05-13

3 /

1

						/
						/

1				9132128205663 9954B001Z	2020-01-14/ 2025-01-13
2				9132128205663 9954B002W	2022-01-17/ 2027-01-16

1

2020 2021 2022

	2022	2021	2020
	293,572.03	390,088.66	272,750.68
	293,572.03	390,088.66	272,750.68
%	100.00	100.00	100.00

2022 12 31

	/	
1		29.61%
2		0.54%
		5%
1		9.34%
1	Emsdom Limited	100%
2	INNOVARE ENGINEERING HOLDING LIMITED	Emsdom Limited 100%
3	INNOVARE KTI	INNOVARE 100%
4		95%
5		

	/	
10		100%
11		55%
12		40%
13		21%
1		
2		
3		
4		
5		
6		
7		
8		
9		
10		
11		
12		
13		
14		
		5%
1		INNOVARE
		60% 2021 1
2		100% 2020 5

	/		
3		12	49% 2021
4			100% 2021 12
5			

	/		
21		50%	5% 50%
22			1% 2022 1
23		70%	
24			60% 20%
25			

		2022	2021	2020
		564.85	1,138.97	1,565.62
	/ /	3,743.36	6.64	1,580.79
		-	0.10	3.20
		-	-	12.84
	/	4,308.21	1,145.71	3,162.45

2020

2021

2022

3,162.45

1,145.71

4,308.21

0.93% 0.41% 1.83%

3

2022

		2022	2021	2020
	/	9.43	-	340.17
	/	14,835.20	562.81	7,031.74
		-	49.90	124.53
	/	14,844.63	612.71	7,496.44

2020

2021

2022

/

7,496.44

612.71

14,844.63

2.22% 0.22% 6.32%

3

2020 2021 2022

	2022	2021	2020
	751.55	678.61	865.21

4

1

		2022		2021		2020	
		--	--	--	--	--	1,561.70
	INNOVARE	--	--	--	--	131.64	--
		--	--	--	--	995.00	--
		--	5,700.00	--	--	--	--
	INNOVARE	--	--	--	--	62.78	--

2

		2022		2021		2020	
		--	--	--	--	4,495.24	--
		--	--	--	--	320.00	320.00
		--	--	--	--	1,775.10	1,199.17
		--	--	--	--	4,796.26	1.65
		--	--	--	--	1,292.83	--
		--	--	--	--	1,563.97	--

INNOVARE

2021 2022

2022

5,700.00

2023 3 31

2,670

3,030.00

5

2022 12 31

		4,000.00	2020-05-26	2023-02-20	
		10,712.00	2022-11-09	2023-11-08	
		7,000.00	2022-12-26	2023-12-05	
		5,000.00	2022-01-14	2023-06-01	
		20,000.00	2021-09-30	2023-06-28	
		10,000.00	2018-09-25	2023-12-31	
		18,000.00	2020-10-15	2025-12-31	
		15,000.00	2022-06-24	2023-06-23	
		15,000.00	2022-09-27	2023-09-14	
		15,000.00	2022-08-15	2027-08-15	
		10,000.00	2021-11-18	2023-08-21	
		20,000.00	2020-05-09	2023-05-08	
		16,000.00	2021-08-19	2024-08-19	
		18,750.00	2022-10-21	2023-10-17	
		4,000.00	2022-10-28	2023-10-28	
		800.00	2020-03-20	2024-03-19	
		4,000.00	2020-06-04	2023-02-20	
		800.00	2020-03-20	2024-03-19	

		4,000.00	2020-03-25	2023-03-25	
		11,000.00	2020-07-30	2025-07-29	
		15,000.00	2021-08-01	2026-07-30	
		2,100.00	2022-06-21	2023-06-28	
		10,000.00	2018-09-25	2023-12-31	
		18,000.00	2020-10-13	2025-12-31	
		20,000.00	2020-05-11	2023-12-31	
		20,000.00	2021-09-30	2023-06-28	
		16,500.00	2021-09-27	2025-09-15	
		16,000.00	2021-08-19	2024-08-19	
		165,000.00	2022-01-25	2030-12-22	

2022 12 31

6

2019 12 18

100%

8,000.00

1

	1
	10,000.00
	2018 3 28
	100%



EPC

	2			100%	
	2019	11	5		
					2019
11	20			2019	
				10,000	
	2019	12	18		
					[2020] 001095
	2020	2	29	100%	
8,153.04					8,000
	2020	4	16		2020
4	16				



1

2

1



1

2		Sij-XIN	18423940	42	2017-01-07/ 2027-01-06		
3		Sij-XIN	18423854	40	2016-12-28/ 2026-12-27		
4		Sij-XIN	18423755	11	2017-01-07/ 2027-01-06		
5		Sij-XIN	18403660	7	2016-12-28/ 2026-12-27		
6		Sij-ZET	12327532	44	2015-03-28/ 2025-03-27		

20


СІМ'Я

12327053

26

2014-09-07/
2024-09-06

31		SAH ZET	12325600	12	2015-04-07/ 2025-04-06		
32		SAH ZET	12325435	11	2014-09-07/ 2024-09-06		
33		SAH ZET	12325286	9	2015-03-28/ 2025-03-27		
34		SAH ZET	12325205	8	2014-09-07/ 2024-09-06		
35		SAH ZET	12325173	7	2015-03-28/ 2025-03-27		
36		SAH ZET	12325093	6	2015-04-07/ 2025-04-06		
37		SAH ZET	12325054	5	2015-08-21/ 2025-08-20		
38		SAH ZET	12324994	4	2014-09-07/ 2024-09-06		

52			19260769	41	2017-04-14/ 2027-04-13		
53		智松社	19260669	41	2017-04-14/ 2027-04-13		
54		Wisdom Agency	19260650	41	2017-04-14/ 2027-04-13		

2021 12 3

2

2023 3 31

190

3

1

1			ZL201210080769.X	2012/3/26		
2			ZL201320231189.6	2013/5/2		
3			ZL201320502398.X	2013/8/15		
4			ZL201320502240.2	2013/8/15		
5			ZL201320502212.0	2013/8/15		
6			ZL201310358415.1	2013/8/15		
7			ZL201320510784.3	2013/8/20		
8			ZL201320546163.0	2013/9/3		
9			ZL201320550409.1	2013/9/5		
10			ZL201320592546.1	2013/9/24		
11			ZL201420110454.X	2014/3/12		
12			ZL201520437604.2	2015/6/24		
13			ZL201520436719.X	2015/6/24		
14			ZL201520436635.6	2015/6/24		

15			ZL201520835670.5	2015/10/27		
16			ZL201520845965.0	2015/10/29		
17			ZL201520901418.X	2015/11/13		
18			ZL201610335401.1	2016/5/19		
19			ZL201820064367.3	2018/1/16		
20			ZL201820134805.9	2018/1/26		
21			ZL201821007001.9	2018/6/28		
22	304L/SA210		ZL201810684881.1	2018/6/28		
23			ZL201810684817.3	2018/6/28		
24			ZL201921417641.1	2019/8/29		
25			ZL201921417604.0	2019/8/29		
26			ZL201921417599.3	2019/8/29		
27			ZL201910805988.1	2019/8/29		
28			ZL201910805969.9	2019/8/29		
29			ZL201921474404.9	2019/9/6		
30			ZL201921474403.4	2019/9/6		



47			ZL202023261961.8	2020/12/30		
48			ZL202023249954.6	2020/12/30		
49			ZL202120290902.9	2021/2/2		
50			ZL202120290900.X	2021/2/2		

51



77			ZL202220491327.3	2022/3/9		
78			ZL202220550130.2	2022/3/15		
79			ZL202220550107.3	2022/3/15		
80			ZL202220550106.9	2022/3/15		
81			ZL201310357585.8	2013/8/15		
82			ZL201320524256.3	2013/8/26		
83			ZL201320546141.4	2013/9/3		
84			ZL201320545741.9	2013/9/3		
85			ZL201320551999.X	2013/9/5		
86			ZL201320591944.1	2013/9/24		
87			ZL201710195786.0	2017/3/29		
88			ZL201720845273.5	2017/7/12		
89			ZL201720844300.7	2017/7/12		
90			ZL201720842887.8	2017/7/12		
91			ZL201720842863.2	2017/7/12		

92			ZL201820995991.5	2018/6/27		
93			ZL201820995979.4	2018/6/27		
94			ZL201820995977.5	2018/6/27		
95			ZL201820995976.0	2018/6/27		
96			ZL201820995960.X	2018/6/27		
97			ZL201820995958.2	2018/6/27		
98			ZL201820995822.1	2018/6/27		
99			ZL201820995788.8	2018/6/27		
100			ZL201820995787.3	2018/6/27		
101			ZL201820995786.9	2018/6/27		
102			ZL201820995765.7	2018/6/27		
103			ZL201821164620.9	2018/7/23		
104			ZL201821164617.7	2018/7/23		
105			ZL201821164598.8	2018/7/23		
106			ZL201821164587.X	2018/7/23		

107			ZL201821164585.0	2018/7/23		
108			ZL201821164584.6	2018/7/23		
109			ZL201821164583.1	2018/7/23		
110			ZL201821164579.5	2018/7/23		
111			ZL201821164573.8	2018/7/23		
112			ZL201811135535.4	2018/9/27		
113			ZL201920039784.7	2019/1/10		
114			ZL201920193584.7	2019/2/13		
115			ZL201920193583.2	2019/2/13		
116			ZL201920193577.7	2019/2/13		
117			ZL201910201901.X	2019/3/18		

118			ZL201920380852.6	2019/3/25		
119			ZL201910265854.5	2019/4/3		
120			ZL201921288114.5	2019/8/9		
121			ZL201921288113.0	2019/8/9		
122			ZL201921288112.6	2019/8/9		
123			ZL201921288111.1	2019/8/9		
124			ZL201921287505.5	2019/8/9		
125			ZL202010042036.1	2020/1/15		
126			ZL202022445135.2	2020/10/29		
127			ZL201510714174.9	2015/10/29		

128			ZL201810684882.6	2018/6/28		

129

139			ZL202020207932.4	2020/2/25		
140			ZL202020207258.X	2020/2/25		
141			ZL202020207256.0	2020/2/25		
142			ZL202010485059.X	2020/6/1		
143			ZL202021985893.7	2020/9/11		
144			ZL202021985880.X	2020/9/11		
145			ZL202021985348.8	2020/9/11		
146			ZL202021985324.2	2020/9/11		
147			ZL202021985313.4	2020/9/11		
148			ZL202021985284.1	2020/9/11		
149			ZL202021983961.6	2020/9/11		

150			ZL202021983941.9	2020/9/11		
151			ZL202022003103.7	2020/9/14		
152			ZL202022002862.1	2020/9/14		
153			ZL202022002833.5	2020/9/14		
154			ZL202022000963.5	2020/9/14		
155			ZL202022006621.4	2020/9/15		
156			ZL202022006463.2	2020/9/15		
157			ZL202022026759.0	2020/9/16		
158			ZL202022024454.6	2020/9/16		
159			ZL202022024428.3	2020/9/16		

160			ZL202022023511.9	2020/9/16		
161			ZL202022023499.1	2020/9/16		
162			ZL202022021442.8	2020/9/16		
163			ZL202121087229.5	2021/5/20		
164			ZL202121087228.0	2021/5/20		
165			ZL202121087209.8	2021/5/20		
166			ZL202121086468.9	2021/5/20		
167			ZL202121086466.X	2021/5/20		
168			ZL202121097697.0	2021/5/21		
169			ZL202121097683.9	2021/5/21		
170			ZL202121097394.9	2021/5/21		

171			ZL202121097392.X	2021/5/21		
172			ZL201310723940.9	2013/12/24		
173			ZL201910201890.5	2019/3/18		

174

179			ZL202221868642.X	2022/7/20		
180			ZL202221869430.3	2022/7/20		
181			ZL202221868633.0	2022/7/20		
182			ZL202221868643.4	2022/7/20		
183			ZL202221869366.9	2022/7/20		
184			ZL202221869428.6	2022/7/20		
185			ZL202221869367.3	2022/7/20		
186			ZL202221869477.X	2022/7/20		
187			ZL202220189770.5	2022/1/24		
188			ZL202220282888.2	2022/2/12		
189		,	ZL202221266988.2	2022/5/25		
190		, (ZL202221030932.7	2022/4/29		

)				

2

				FileDate
1			107104	2020/02/10
2			108556	2019/09/19
3	NAPHTHACATALYTIC CRACKINGCATALYST CATALYTICCRACKIN GMETHODANDREACTI ONDEVICE		US114730 19B2	2019/09/19

1

	91110108MACEUP7F07
	16 13 3 1302
	20,000
	2023 4 24
	2023 4 24

	100%

2022 12

31

50,000

1			3# EPC	86,448.00	2022-11-16	
2			-	78,000.00	2022-10-10	

8,000

2022 12 31

2022 12 31

1		HT20 21162 43081		4,685.48	2022-11-16 / 2023-11-15	/	/	/

5,700

2,670

3,030.00

2022

2022 12 31



3

6

6

2022

25%

2022 12 14

GR202231007250



1

1,000

		2022 0606 1828 2023			4,924.96

		06	326		

2023 5 31

3,000.00

1,000

1%

2

<http://neris.csrc.gov.cn/shixinchaxun/>

<http://www.sse.com.cn/>

<http://www.szse.cn/>

<http://wenshu.court.gov.cn/>

<http://zxgk.court.gov.cn/zhzxgk/>

<http://neris.csrc.gov.cn/shixinchaxun/>

<http://www.sse.com.cn/>

<http://www.szse.cn/>

<http://wenshu.court.gov.cn/>

<http://zxgk.court.gov.cn/zhzxgk/>

