		17,029.65	38.02%
	2022		
2023	1-3	5,499.28	65.29%
		-7,792.49	33.27%

24,413.63 28,271.75 17,651.50

14,126.99 -6,997.81

39,094.29 2020 2021

1,591.97 35,158.23

127,100.81

79,272.19 34,107.23 145,365.85

86.61% 70.37%

71.70%

´ µ Õ † Ï Ñ Ê - r# ÞO LŸ

´ µ Ý P u1ŒO LŸ

´ ûÙ µ¸ŽC]D - Â žE¢)½ ALƒO LŸ

244,966.47

244,966.4

´ µ © U Û €;º,ºO LŸ

.....

.....

.....

.....

.....

.....

.....

.....

.....

.....

.....

.....

.....

.....

.....

.....

.....

.....

.....

.....

.....

.....

.....

.....

.....

.....

.....

.....

.....

.....

.....

.....

.....

.....

.....

.....

.....

.....

.....

.....

H •

/		

-		
		-

1b 61 >, ð 0 b û ë

6 = 6× y5 º = Ý6×6× R ÔL{ Ý l ð û ë

´ 6 µ ¢ . 0 b ¥

	Shanghai Supezet Engineering Technology Corp., Ltd.
	688121.SH
	88 1-30 104 4 D
	268 3 6
	200335
	021-68815818
	021-66650555
	supezet@supezet.com
	www.supezet.com
	: ( ); (, ,) : ; ; ; ; ; ; ; (,)

´ Â µ >, ð,º6× b 5 º

12 31

		%
	63,184,143	31.18
	139,482,524	68.82
	202,666,667	100.00

´ ? µ >, ð ƒ w C6× R û ë

12 31

			18,934,977	9.34	-
					-
			5,993,412	2.96	-
			5,373,334	2.65	-
					-
					-
			4,570,000	2.25	-
9			2,588,510	1.28	
10	-		2,507,000	1.24	
			116,553,899	57.52	

´ µ Ý6×6× R ÔL{ Ý l ð û ë

6,000

29.61%

108.80 0.54%

6,108.80

30.14%

´ Â µ >, P1×*< ‰ l Â# ?ú

-

´?µ ¢.v:>,P¸ë

-

-

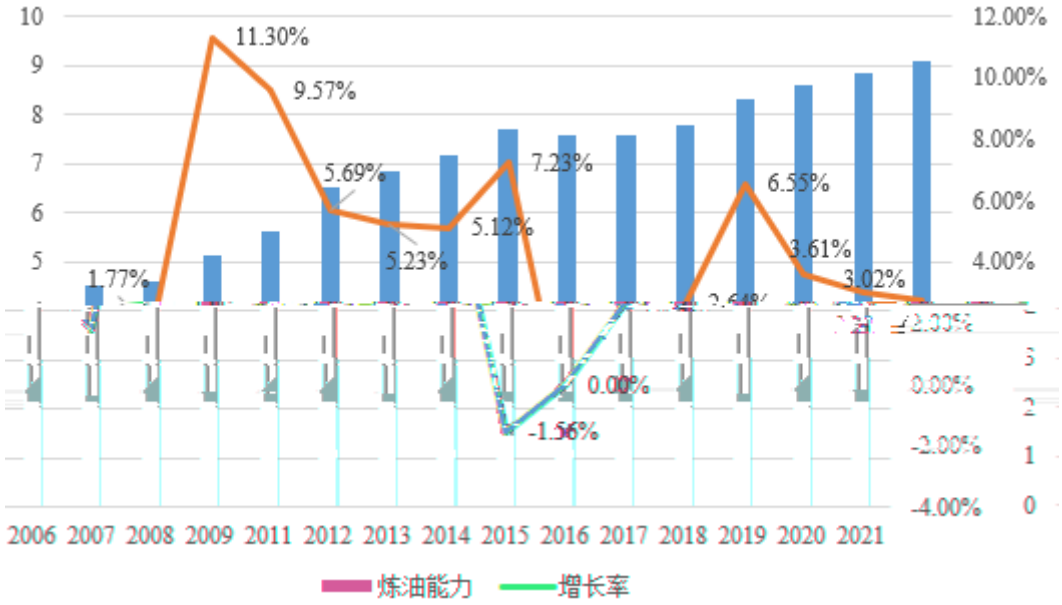
10
9
8
7
6
5
12.00%
10.00%
8.00%
6.00%
4.00%
0.00%
-2.00%
-4.00%
11.30%
9.57%
5.69%
5.23%
5.12%
7.23%
6.55%
3.61%
3.02%
1.77%
0.00%
-1.56%
2006 2007 2008 2009 2011 2012 2013 2014 2015 2016 2017 2018 2019 2020 2021
炼油能力
增长率

-

				2,000	2022	
				2,000	2024	
				1,500	2025	
				1,500	2025	
				1,100	2025	
				8,100	-	-

-

-

-

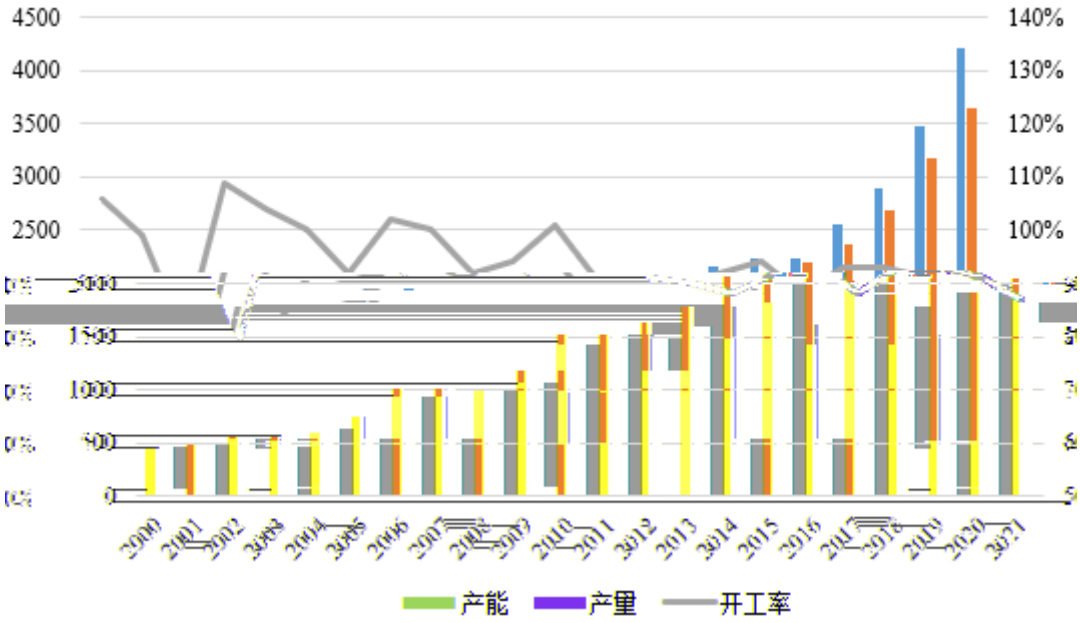
4500
4000
3500
3000
2500
140%
130%
120%
110%
100%
产能
产里
开工率

2021-2025 **/**

/					
				2021	140
				2021	125
				2021	110
				2021	100
				2021	80
				2021	60
				2021	60
				2021	30
	SK)			2021	30

	SABIC			2021	30
				2021/2022	80
	SABIC	+		2021/2022	150
				2022	150
				2022	120
				2022	120
				2022	100
				2022	80
				2022	40
				2022	30
				2022	30
				2022	30
				2023	120
				2023	100
				2023	100
				2023	60
				2023	60
				2024	200
				2024	150
				2024	150
				2024	150
	)			2024	150
				2024	120
	(			2024	37

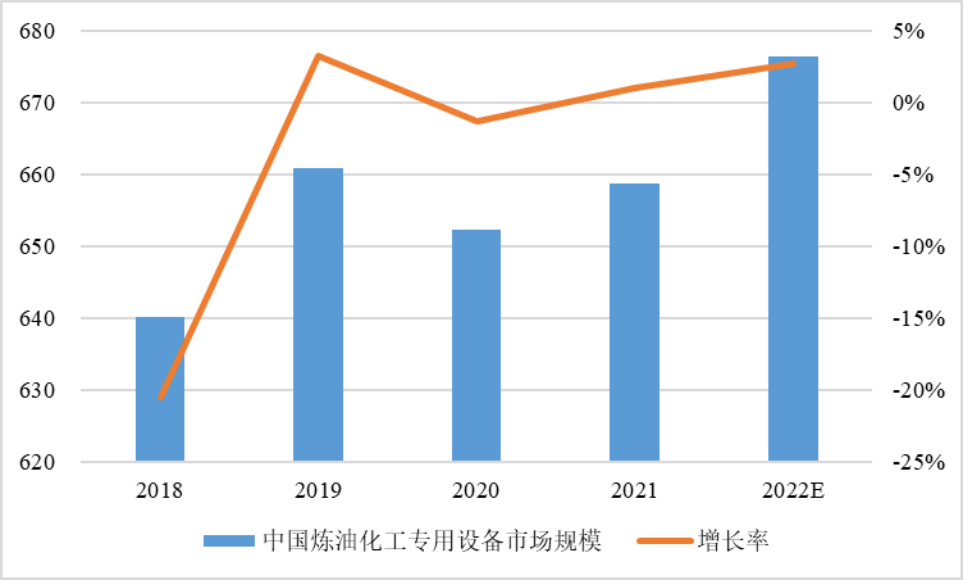
680
670
660
650
640
630
620
5%
0%
-5%
-10%
-15%
-20%
-25%
2018
2019
2020
2021
2022E
中国炼油化工专用设备市场规模
增长率

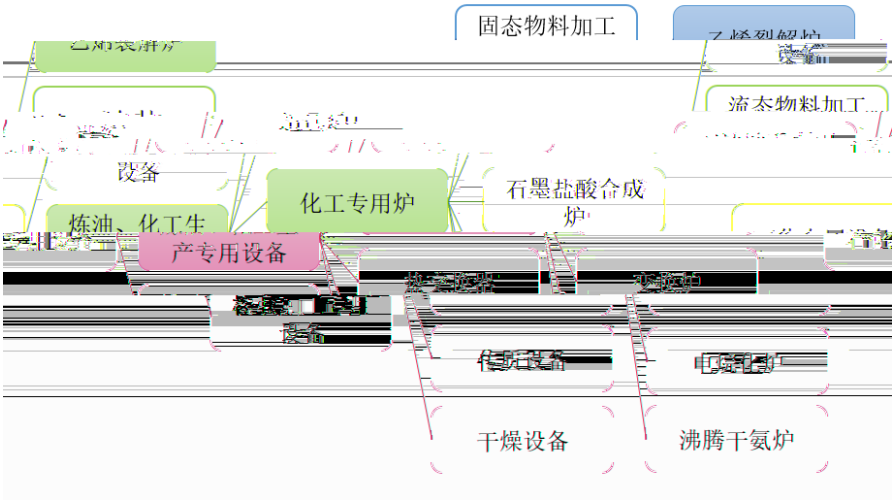
固态物料加工
流态物料加工
设备
化工专用炉
石墨盐酸合成炉
炼油、化工生
产专用设备
干燥设备
沸腾干氨炉

-

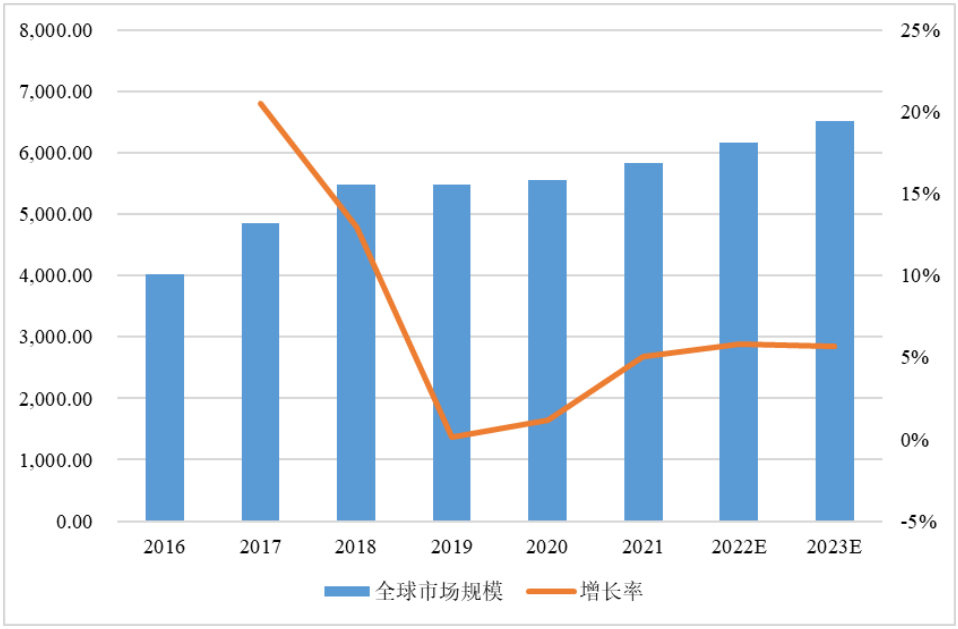
8,000.00
7,000.00
6,000.00
5,000.00
4,000.00
3,000.00
2,000.00
1,000.00
0.00
25%
20%
15%
10%
5%
0%
-5%
2016
2017
2018
2019
2020
2021
2022E
2023E
全球市场规模
增长率

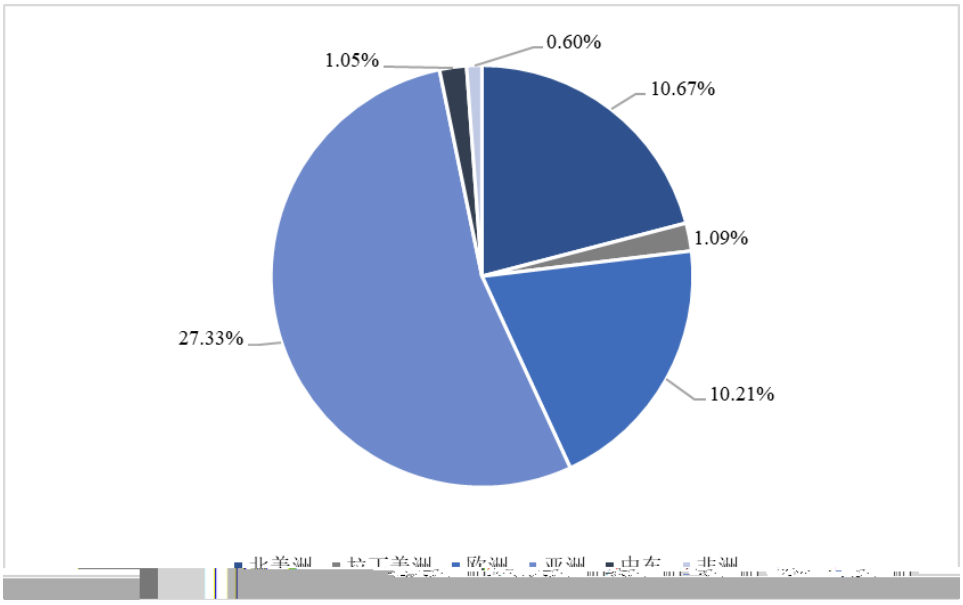
0.60%
1.05%
10.67%
1.09%
27.33%
10.21%

´ µ >, P,º1 ¿ û ë

	-	



? = q?·5 :[W E = Ý ÷ L C ×,º q?· » ï

´ 6 µ ¢ . q?·5 :[W E

%

	2022	2021	2020

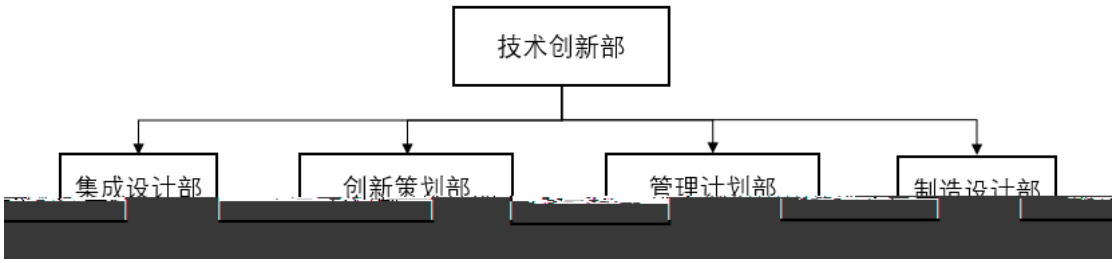
技术创新部
集成设计部
创新策划部
管理计划部
制造设计部

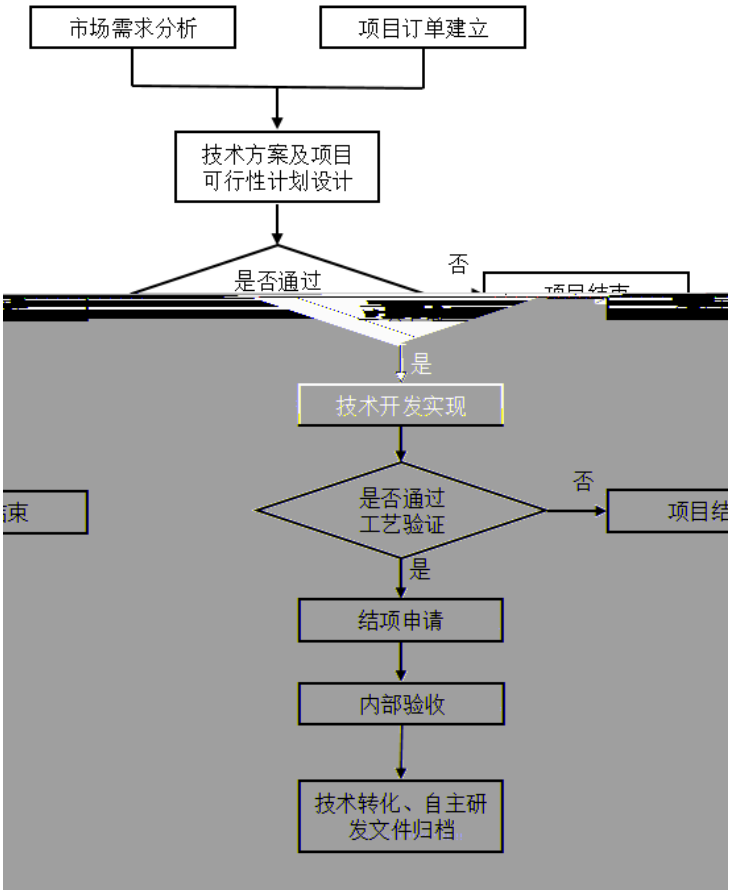
市场需求分析
项目订单建立
技术方案及项目
可行性计划设计
是否通过
否
是
技术开发实现
是否通过
工艺验证
否
是
结项申请
内部验收
技术转化、自主研
发文件归档

´ Â µ q?· Ý ÷ Â C ×

-





Ê =)æ ? P × ‹ ¿ È `› ‹ N+›

£ = CX ×] ËCz < Æ

61

< >

18

´ 6 µ 6F 6 U a >, ð 7 ?,º / L ËCz ´ ; "2±H =Ã P × µ û ë

2022 12 31

2022 12 31 13,463.68

2021 2 4

1

2 1

2

3 1

5%

2

4 1 50%

50% 2

50% 3

5

6

1

61

6

1

2

1,000

		2022 0606 1828 2023 06 326			4,924.96

2023 5 31 3,000.00

1,000.00

1%

2021 11 12

100

2022 6 27

200

2020

2021

2023 4 20

2022 202,666,667 10

2.45

2022

2023 4 29 2023

2023 1-3 65.29%

33.27% 22.04%

2023 1-3

	2023 1-3	2022 1-3		
	5,499.28	3,327.12	2,172.16	65.29%
	4,697.89	2,400.62	2,297.27	95.69%
	664.75	310.46	354.29	114.12%
	3,839.31	3,874.94	-35.63	-0.92%
	4,732.00	3,145.95	1,586.05	50.42%
	1,288.76	645.70	643.06	99.59%

	-8,255.23	-6,268.16	-1,987.07	-31.70%
	-8,254.24	-6,271.20	-1,983.04	-31.62%
	-8,448.46	-6,271.20	-2,177.26	-34.72%
	-7,792.49	-5,847.01	-1,945.48	-33.27%
	-7,930.89	-6,498.86	-1,432.03	-22.04%

2023 1-3 1,983.04

31.62% 1,945.48

33.27%

1 125.12

2023 1-3 5,499.28 2,172.16

65.29% 125.12 13.50%

14.57% 13.27

1 2023 1

2,106.19

3.06% 2 2022 1

2023

1 38.30% 2023

1

2

2,583.40

2023 1-3

2023 1-3

1 2022

2023

354.29 2 2022

2023 1,586.05

50.42% 2023

2023 1 1,118.20 1,240.15 559.19

3 2023 643.06 99.59%

2023 1-3

2023 1-3

2023

329 ST

2022

122 37.08%

30% 79 24.01%

124 37.69% 30%

85 25.84% 2023 1-3

1b Â1 b!WA÷ n >, ¸?·

6 = b!W >,,º7 ¥ Â-$,º

´ 6 µ b!W G‾ Ð /B— >,6×/ž,º7 ¥

´ Â µ b!W G(¯ Ð /B— >,6×/ž,º-$,º

Â = >, /B— D >, ð,º ©31

´ 6 µ >, /B— 0 b û ë

´ Â µ >, /B— D @ 8 ¢ . •L*,ºH] Ú I û ë

´ ? µ >, /B— D ¢ .,º ©31

´ µAÚCcCzH ›$Æ

1

,

,

2 : 1 2

3

? =Lz+U ~ — ,,ºAÚCc > B » ï Ž?·

´ 6 µ …Aä q ‰ Â1´AØ ,L*

´ Â µAÚCc ï E = e ï E ¬ > B q?· » ï

´ ? µ …Aä,º+U ~ Â4þ!˜

´ µF 4ÜCY 1

= >,A÷ n,º - r L Ð - ï E = >, ¦H =L† d U

´ 6 µ Ð - 0 ü = Ð - Õ O >, - r

-

-

´ Â µ >, ¦H

9 = b!W >, e \ < 28* ¢ . Ý l y +U L

1b ?1 :™ Á P © Ä b!W LüCzH µ+^,º %>,] < Æ

6 = b!W >, LüCzH F +^ ¸ ë

Â = b!W LüCzH ËCzN¯-$ - ‰ û ë

´ 6 µ 0 b û ë

´ Â µ LüCzH ËCzN¯-$,º û?·] < Æ

´ Â µ ËN¯-$ < ùF ¢ .0 ¶ Q æ"j ©,º 75# }

1

2021 7 27

[2021]2498

50,666,667 18.16

92,010.67 85,671.31

24,721.31 2021 9 1

2021 9 1

[2021] XYZH/2021SHAA20272

2

1 2

2022 12 31

		2022 12 31
	455981945827	3,014.11
	56567012010090058484	12.68
	8110201012701357246	4,107.48
	03004660918	1,663.10
	216300100100308289	-
	70120122000420849	-
	10567000000411853	10.93
	2900000010120100770659	-
	97020078801700003930	-
	67010078801700000633	2,027.12
	67010078801600000639	25.48
	2900000010120100846167	5,665.61
		16,526.52

1

XYZH/2023SHAA2F0011

2022 12 31

85,671.31						39,424.18						
--						2021				16,640.00		
--						2022				22,784.18		
										%	/	
1			50,150.00	50,150.00	16,980.00	50,150.00	50,150.00	16,980.00	-33,170.00	33.86	2024	3
2			10,800.00	10,800.00	3,324.65	10,800.00	10,800.00	3,324.65	-7,475.35	30.78	2024	9
3			/	7,400.00	7,400.00	/	7,400.00	7,400.00	/	100.00		

4			/	15,527.92	9,865.00	/	15,527.92	9,865.00	-5,662.92	63.53	2025	3
5			/	1,793.39	1,854.53	/	1,793.39	1,854.53	61.14 [1]	100.00		
			60,950.00	85,671.31	39,424.18	60,950.00	85,671.31	39,424.18	-46,247.13	39.45 [2]		/

1

2

2

2021 12 10

25,950.00

1,000.00 24,950.00

2021 12 27

5,000.00

200.00 4,800.00

2021 12 20 2022 1 4

3

2021 9 14

30,000

12

2022 9 10

12

2022 9 12

30,000

12 2022 12 31

30,000

4

2021 9 14

7,400 2021 10 8

2021

2022 9

5

2022 12 31

6

XYZH/2023SHAA2F0011

2022 12 31

2

2022 1 [2022]15

2020 12

1

2022

1b 1 :™ Á P © Ä b!W >, / ¢ . § ,ºAÞAð D < Æ

6 = b!W >, Â F D ¸ @ 8 ¢ .,º P × Cz Ý,º Þ L ª >A× H

Â = b!W >, Â F D ¸ @ 8 ¢ .0 .J Q æ73 Ñ,º L

? = b!W >, Â F D ¸ @ 8 ¢ . Ý l y5 º,º L

= b!W >, Â F D ¸@ 8 ¢ . D >, /B— >, /B—,º Ý6×6× R Â

ÔL{ Ý l ð Á,º P × Ž ^ B P1 ¿ L%’ ^ B P1 ¿,º û ë

Ê =b!W >, Â F D ¸@ 8 ¢ . D >, /B— >, /B—,º Ý6×6× R Â

ÔL{ Ý l ð %73 Ž ^,º ©6Š Ú I,º û ë

1b Ê1 D b!W >,-. ©,ºO LŸ 3V

6 = 8 p1 ¿ O LŸ

252,007.45

361,980.63 279,463.18 92.37%

92.79% 95.19%

? = Å?ø5 #„ u1ŒO LŸ

´ 6 µ Å?ø5 #„# ÞO LŸ

´ Â µ Ý P u1ŒO LŸ

´ ? µ)å u1ŒO LŸ

= CX ×O LŸ

´ µ P5 A% O LŸ

2022		293,572.03		24.74%
	2021	7.30%	22.74%	
		17,965.62		43.01%
		17,029.65		38.02%
	2022			
2023	1-3	5,499.28		65.29%
		-7,792.49		33.27%

19.25% 18.51% 18.38%

24,413.63 28,271.75 17,651.50

14,126.99 -6,997.81

39,094.29 2020 2021

86.61% 70.37%

71.70%

´ µ ŽC]D - Â žE¢)½ ALƒO LŸ

244,966.47 190,498.52

186,257.75 46.99% 37.62% 39.73%

1.21 1.46 1.27

´ µ Ê lC\!t …C\O LŸ

125,850.10 155,995.37

177,933.87

´ µ Cz b] e 0E¹],ºO LŸ

1,591.97 35,158.23

127,100.81

145,365.85

Ê = © U Û €;º,ºO LŸ

£ = × ¯O LŸ

9 = ¬ O LŸ

´ 6 µ6× -# ÞO LŸ

第六章 与本次发行相关的声明

一、发行人及全体董事、监事、高级管理人员声明

本公司及全体董事、监事、高级管理人员承诺本募集说明书内容真实、准确、完整，不存在虚假记载、误导性陈述或重大遗漏，按照诚信原则履行承诺，并承担相应的法律责任。

全体董事签名：

张锦红	张　军	张新宇
张新宇	张笑毓	吴玉同

上海卓然工程技术股份有限公司

二、发行人控股股东声明



四、保荐机构（主承销商）声明

（一）保荐机构

（三）保荐机构董事长声明

本人已认真阅读上海华然工程技术股份有限公司 2025 年度向特定对象发行股票募集说明书的全部内容，确认募集说明书不存在虚假记载、误导性陈述或重大遗漏，并对其真实性、准确性、完整性和及时性承担相应法律责任。

六、为本次发行承担审计业务的会计师事务所声明

本所及签字注册会计师已阅读募集说明书，确认募集说明书内容与本所出具的审计报告（报告编号：XYZH/2021SHAA20139 号、XYZH/2022SHAA20110 号）的内容不存在矛盾。

本所及签字注册会计师对上海[illegible]卓然工程技术股份有限公司在募集说明书中引用的本所出具的上述报告的内容无异议，确认募集说明书不致因引用本所出具

9 = >, ð:™ Á P & D µB0 ÁN¯

´ 6 µ:™ Á P © ÄLš b!W >, L ` › w Â ` > » e \ ? ¬ 6× y=ÃCzA× H ,º & D

´ Â µ b!W >, €;º © U Û,º ¡›› à ó

1

2

3

-

´ ? µ ¢ .:™ Á =Q 4Ý1×*< ð Ž = Ý6×6× R = ÔL{ Ý l ð © Ä ¡›› Û à ó73 U Í f = Ô ››,,º µB0

1