


@#- 8K\ _ Á > Á x v

© Ä @#- %o'l 0A ¶ e6x 3 ?L† ¢ .

2022 ^a Ü G(ð /B— >, A 6x6x/ž,°

> { # Á E?÷ œ ´ 6 µ



@#- 8K\ _ Á > Á x v

© Ä @#- %'l 0A ¶ e6x 3 ?L† ¢ .

2022 a Ü G(- Ð /B— >, A 6x6x/ž,°

> {# Á E?÷ œ ´ 6 µ

~ - Æ 01F20225168

" "

" " " " " "

" " " "

" "

" "

2023 3 24

2023 62

" "

2022 10 1 2022

12 31 " "

2022

A " "

-



1

50,150.00

2.5

2023 3

34.24%

2024 3

2

10,800.00

3

2023 3

31.17%

2024 9

3

15,527.92

2.5



2023 3 77.29%
2025 3
2
1

2021 3,600 /
2,000 /
1,600 / 500

" "

" "

" " "

" " "

" " " "

2

" " "

Technip FMC plc

— —

"

" "

"

41,252.80

52,415.21

41,252.80

1		9,253.00	2022
2		12,000.00	
3		20,000.00	20,000

"

"

" "

	20,000.00
	8%
	3

"



"



"

"

"

"



2022

1

2022

XYZH/2023SHAA2F0011

2

3

IPO

4

5

6

2022

2022

7

8

9

10

11

12

13

14

15

6 6-9

16

1

18

2

3

4

-

-

-

		2022	2021	2020	
		9.43	-	340.17	

		2022	2021	2020	
	/	14,835.20	562.81	7,031.74	
		-	49.90	124.53	

		2022	2021	2020
		564.85	1,138.97	1,565.62
	/ /	3,743.36	6.64	1,580.79
		-	0.10	3.20
		-	-	12.84
	/			

		2022	2021	2020
	/	9.43	-	340.17
	/	14,835.20	562.81	7,031.74
		-	49.90	124.53
	/	14,844.63	612.71	7,496.44

1

			/		/
--	--	--	---	--	---

			/		/
	1,562.01		6.00		6.00-7.50
			2.00		2.00
			1.00		1.05-1.08
			3.00		3.50
			3.00		3.00-3.50
			4.00		3.50-4.50
			3.00		3.50
			3.00		3.50
	1,707.44	/	0.08-0.09		0.08-0.10
	3,269.45	/	/	/	/
	100.00%	/	/	/	/

2

		340.17	322.22-394.87
		349.60	/
		100.00%	/

7

" [2023] 01-461 "

3

			/		/
					-
					-
					-
					-
					-

			/		/
	/	18,370.88	/	/	/
	/	82.15%	/	/	/

4

			/		/
					-
					-
					-
					-
					-
					-
					-
					-
					-
					-
					-
					-
					-
	/	4,266.15	/	/	/
	/	80.03%	/	/	/

5

	2022	2021	2020
	-	0.10	3.20
	-	-	12.84

	2022	2021	2020

" "

6

		/ /		/ /
	174.43	0.25-1.04		0.27-1.07
	100%	/ /		/

4			2018 2019 2020
5		2022	2022

"

"

--

"

"

"

"

-

1

2

3

4

5

"

-

"

6

"

"

7

8

1

2

3

4

5

2 2022

3 2022

A

1 2022

2

3 2022

13.57 /



2

3

1

2

3

4

5

6



5%

8.34%

2023 3 31

16,895,130

5%

1

				/	/
1				3105930298	2017-08-15/
2				04040453	2022-09-09/ --
3				3212963127	2015-03-10/
4				03375022	2022-02-18/ --
5				3212968206	2017-10-27/

6

						/
5				TS273232 8-2026	B2	2022-09-22/ 2026-09-21
6				TS1232M 10-2025		2022-11-23 /2025-11-22
7				TS1831F8 0-2026	(GC1) GC1 GC2	2022-08-05/ 2026-08-04
8				A2310338 28		2021-07-26/ 2026-07-26
9				A2320489 73		2018-12-12/ 2023-12-12
10				01154	[] []	2021-05-14/ 2024-05-13

3 /

1

						/
1					9132128278992 5253U001Q	2022-09-07/ 2027-09-06

2

1					- - - -
2				9132128205663 9954B002W	2022-01-17/ 2027-01-16

1

2020 2021 2022

	2022	2021	2020
	293,572.03	390,088.66	272,750.68
	293,572.03	390,088.66	272,750.68
%	100.00	100.00	100.00

10		100%
11		55%
12		40%
13		21%
1		
2		
3		
4		
5		
6		
7		
8		
9		
10		
11		
12		
13		
14		
	5%	
1		
2		

21		
22		
23		
24		
25		
1		
2		
3		
4		
5		
6		


2020

2021 2022

1

2

		2022	2021	2020
		564.85	1,138.97	1,565.62



3

2020 2021 2022

	2022	2021	2020
	751.55	678.61	865.21

4

1

		2022		2021		2020	
		--	--	--	--	--	1,561.70
	INNOVARE	--	--	--	--	131.64	--
		--	--	--	--	995.00	--
		--	5,700.00	--	--	--	--
	INNOVARE	--	--	--	--	62.78	--

2

		2022		2021		2020	
		--	--	--	--	4,495.24	--
		--	--	--	--	320.00	320.00
		--	--	--	--	1,775.10	1,199.17
		--	--	--	--	4,796.26	1.65
		--	--	--	--	1,292.83	--
		--	--	--	--	1,563.97	--

INNOVARE

"

"

2021 2022

2022

5,700.00

2023 3 31

3,030.00

2,670

5

2022 12 31

		4,000.00	2020-05-26	2023-02-20	
		10,712.00	2022-11-09	2023-11-08	
		7,000.00	2022-12-26	2023-12-05	
		5,000.00	2022-01-14	2023-06-01	
		20,000.00	2021-09-30	2023-06-28	
		10,000.00	2018-09-25	2023-12-31	
		18,000.00	2020-10-15	2025-12-31	

		4,000.00	2020-03-25	2023-03-25	
		11,000.00	2020-07-30	2025-07-29	
		15,000.00	2021-08-01	2026-07-30	
			- -	- -	
		10,000.00	2018-09-25	2023-12-31	
		18,000.00	2020-10-13	2025-12-31	
		20,000.00	2020-05-11	2023-12-31	
			- -	- -	
		16,500.00	2021-09-27	2025-09-15	
		16,000.00	2021-08-19	2024-08-19	
		165,000.00	2022-01-25	2030-12-22	

2022 12 31

6



--	--

2019 11 5
 2019 11 20 2019 10,000
 2019 12 18
 [2020] 001095
 2020 2 29 100%
 8,153.04 8,000
 2020 4 16 2020
 4 16

1

2

1

1			16 13 3 1302		/	2023-04-11/ 2024-04-10

1









2023 3 31

54


1		卓信	18424253	7	2017-03-14/ 2027-03-13		

					2024-09-06		
10			12327438	38	2014-09-07/ 2024-09-06		
11			12327404	36	2015-03-21/ 2025-03-20		
12			12327393	35	2015-03-21/ 2025-03-20		
13			12327331	34	2014-09-07/ 2024-09-06		
14			12327322	33	2014-09-07/ 2024-09-06	()	()
15			12327304	32	2015-12-21/ 2025-12-20		
16			12327260	31	2014-09-07/ 2024-09-06		
17			12327220	30	2015-12-21/ 2025-12-20		
18			12327189	29	2015-03-28/ 2025-03-27		

31		سَائِدَةٌ	12325600	12	2015-04-07/ 2025-04-06		
32		سَائِدَةٌ	12325435	11	2014-09-07/ 2024-09-06		
33		سَائِدَةٌ	12325286	9	2015-03-28/ 2025-03-27		
34		سَائِدَةٌ	12325205	8	2014-09-07/ 2024-09-06		
35		سَائِدَةٌ	12325173	7	2015-03-28/ 2025-03-27		
36		سَائِدَةٌ	12325093	6	2015-04-07/ 2025-04-06		
37		سَائِدَةٌ	12325054	5	2015-08-21/ 2025-08-20		
38		سَائِدَةٌ	12324994	4	2014-09-07/ 2024-09-06		

39			12324990	1	2015-04-07/ 2025-04-06		
40			12324954	3	2015-03-28/ 2025-03-27		
41			12324909	2	2015-04-07/ 2025-04-06		
42			12327482	40	2015-03-21/ 2025-03-20		
43			12133137	40	2014-07-21/ 2024-07-20		
44			12133108	11	2014-07-21/ 2024-07-20		
45			12133079	7	2014-07-21/ 2024-07-20		
46			8837550	7	2011-11-28/ 2031-11-27		

--	--	--	--	--	--	--	--

52			19260769	41	2017-04-14/ 2027-04-13		
53		智板社	19260669	41	2017-04-14/ 2027-04-13		
54		Widener Agency	19260650	41	2017-04-14/ 2027-04-13		

2021 12 3

2

2023 3 31

190

3

1

1						
2						
3						
4						
5						
6						
7						
8						
9						
10						
11						
12						
13						
14						

15						
16						
17						
18						
19						
20						
21						
22						
23						
24						
25						
26						
27						
28						
29						
30						

31						
32						
33						
34						
35						
36						
37						
38						
39						
40						
41						
42						
43						
44						
45						
46						

47						
48						
49						
50						
51						
52						
53						
54						
55						
56						
57						
58						
59						
60						
61						
62						
63						



77						
78						
79						
80						
81						
82						
83						
84						
85						
86						
87						
88						
89						
90						
91						

92						
93						
94						
95						
96						
97						
98						
99						
100						
101						
102						
103						
104						
105						
106						

107						
108						
109						
110						
111						
112						
113						
114						
115						
116						
117						

118						
119						
120						
121						
122						
123						
124						
125						
126						
127						

128						
129						
130						
131						
132						
133						
134						
135						
136						
137						
138						

139						
140						
141						
142						
143						
144						
145						
146						

147

150						
151						
152						
153						
154						
155						
156						
157						
158						
159						

160						
161						
162						
163						
164						
165						
166						
167						
168						
169						
170						

171						
172						
173						
174						
175			ZL202110120222.7	2021/1/28		
176	WINCC		ZL202110118299.0	2021/1/28		

177

179			ZL202221868642.X	2022/7/20		
180			ZL202221869430.3	2022/7/20		
181			ZL202221868633.0	2022/7/20		
182			ZL202221868643.4	2022/7/20		
183			ZL202221869366.9	2022/7/20		
184			ZL202221869428.6	2022/7/20		
185			ZL202221869367.3	2022/7/20		
186			ZL202221869477.X	2022/7/20		
187			ZL202220189770.5	2022/1/24		
188			ZL202220282888.2	2022/2/12		
189		,	ZL202221266988.2	2022/5/25		
190		, (ZL202221030932.7	2022/4/29		

)				

2

				FileDate
1			107104	2020/02/10
2			108556	2019/09/19
3	NAPHTHACATALYTIC CRACKINGCATALYST CATALYTICCRACKIN GMETHODANDREACTI ONDEVICE		US114730 19B2	2019/09/19

1

	91110108MACEUP7F07

	100%

2022 12

31

50,000

					- -	
			-		- -	

8,000

2022 12 31

2022 12 31

1		HT20 21162 43081		4,685.48	2022-11-16 / 2023-11-15	/	/	/

5,700

2,670

3,030.00

2022

2022 12 31



<http://neris.csrc.gov.cn/shixinchaxun/>
<http://www.sse.com.cn/> <http://www.szse.cn/>
<http://wenshu.court.gov.cn/>
<http://zxgk.court.gov.cn/zhzxgk/>

<http://neris.csrc.gov.cn/shixinchaxun/>
<http://www.sse.com.cn/> <http://www.szse.cn/>
<http://wenshu.court.gov.cn/>
<http://zxgk.court.gov.cn/zhzxgk/>

上海市锦天城律师事务所

经办律师： 王立
王立

负责人： 顾功耘
顾功耘

经办律师： 杨继伟
杨继伟

经办律师： 顾功耘